


Year 1 Homework

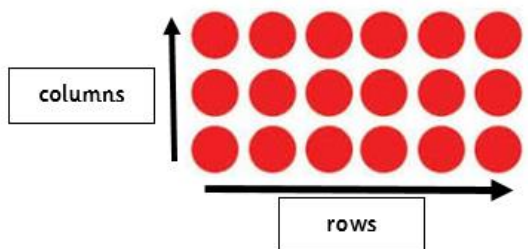
Week ending 16.5.25



Dear Parents and Carers,

In English, the children have continued to plan and write a return narrative based on the book they have been studying called 'The Secret of Black Rock'.

In Maths this week, we have been learning to recognise and make equal groups. These are the early stages of multiplication. The children have checked that groups are equal (have the same amount of objects) then used their previous knowledge of counting in multiples of 2, 5 and 10 to count the groups quickly. The children have begun to understand that multiplication is repeated addition and have been creating arrays.



$$3 \text{ rows of } 6 = 18 \quad \text{~~~~~} 6 + 6 + 6 = 18$$

$$6 \text{ columns of } 3 = 18 \quad 3 + 3 + 3 + 3 + 3 + 3 = 18$$

Also in Maths, the children have been grouping and sharing which is the introduction to division. The children have been given numbers that they need to share equally. For example, 15 shared equally into 3 groups is 5.

In History, as part of their 'Moon Zoom' unit, the children have ordered significant events in space exploration such as first man to orbit the Earth; first woman to orbit the Earth; first human to walk on the moon; and Tim Peake working on the International Space Station.

In Art, the children have continued with their artwork of the Liverpool skyline in the style of James Rizzi.

In Science, the children have continued to identify what everyday objects are made of, e.g. glass bowl; metal spoon; wooden pencil; rubber balloon; cotton dress etc.

Thank you for your support,

Mrs Astbury

ACTIVITIES

- **Reading** – Read your Big Cat Little Wandle book and Reading for Pleasure books at home.
- **Maths** – Using equipment at home, create the equal groups listed below and add up the total number. For example,

3 equal groups of 2 = 6

$$2 + 2 + 2 = 6$$



$$3 \times 2 = 6 \text{ (3 equal groups of 2 socks = 6 socks in total)}$$

- **Maths continued:**

- a) 4 equal groups of 5
- b) 7 equal groups of 2
- c) 2 equal groups of 10
- d) 9 equal groups of 5




















- **English** - Play the phonics game Picnic on Pluto. Visit the website below using a laptop, computer or tablet. You will need to sound and blend the word and choose if it is a real word or a nonsense word. Select a game from any of the phases to play.

Please select from phase 5.

<http://www.phonicsplay.co.uk/PicnicOnPluto.html>

Phonics – Ask your child to draw ‘sound buttons’ on the words below. Remind them to spot the digraph or trigraph then sound and blend to read the word.

Real Words	
chill	blank
start	scribe
best	phone
grit	whisk
shin	dentist
gang	starling
week	day
hooks	slide
strap	newt
trains	finger

Nonsense Alien Words	
steck 	bim 
hild 	vap 
quemp 	spron 
geck 	blurst 
ulf 	voo 
chom 	snemp 
tord 	fape 
thazz 	jound 
blan 	stroft 
tox 	terg 